


























NORTH AMERICAN INFO LAMPS

LAMPS	TYPES-EUROPE	BASE	BULB	VOLTAGE	OUTPUT
	C35	CANDELABRA (E12)	B10 - CA10	120V - 60Hz	40W
	C35	CANDELABRA (E12)	F10	120V - 60Hz	15-25-40W
	IT-4 25	CANDELABRA (E12)	T6	120V - 60Hz	15-25W
	QR-CB35	G4	MR-11 HALOGEN	12V	20-35W
	QR-CB51	GU5.3	MR-16 HALOGEN	12V	20-35-50W
	QR-CBC51	GU5.3	MRC-16 HALOGEN (LENSED)	12V	20-35-50W
	QR-CB51 COATED	GU5.3	MR-16 HALOGEN ALUM REFL	12V	20-35-50W
	QPAR16	GU10	PAR16 GU10 HALOGEN	120V - 60Hz	50W
	QPAR111	* GU10	QPAR111	230/240V - 50Hz	75W
	QT14	G9	G9 (T4) HALOGEN BIPIN	120V - 60Hz	25-40-60W
	QR-LP 70	DC BAYONET (B15d)	AR70 HALOGEN ALUM REFL	12V	20-50W
	QR-LP 111 QR-HP 111	SCRW TERM (G53)	AR111 HALOGEN ALUM REFL	12V	35-50-75-100W
	QT9	G4 BIPIN	T3 HALOGEN BIPIN	12V	5-10-20W
	QT12	GY6.35 BIPIN	T4 HALOGEN BIPIN	12V	20-35-50-75-90W
	QT18	DC BAYONET (B15d)	T4 HALOGEN (SYLVANIA 18858)	120V - 60Hz	100W
	QT32	MEDIUM (E26)	T10 HALOGEN	120V - 60Hz	60-75-100-150W
	QPAR20	MEDIUM (E26)	PAR20 HALOGEN	120V - 60Hz	50W
	QPAR30	MEDIUM (E26)	PAR30 HALOGEN	120V - 60Hz	50-75W
	HIPAR20	MEDIUM (E26)	PAR20 METAL HALIDE	120V - 60Hz	39W
	HIPAR-L30	MEDIUM (E26)	PAR30L METAL HALIDE	120V - 60Hz	39-70W
	QT-DE12	RSC (R7s)	T3Q HALOGEN DOUBLE ENDED	120V - 60Hz	100-150-200W
	HIT-CRI	G8.5	T4.5 METAL HALIDE BIPIN	120V - 60Hz	39-70W
	HIT UVr 35 HIT UVr 70 HIT UVr 150	G12	T6 METAL HALIDE	120V - 60Hz	39-70W
	HIT-DE 70	RSC (R7s)	T6 METAL HALIDE DOUBLE ENDED	120V - 60Hz	70W
	HIT-DE 150	RSC (R7s)	T7 METAL HALIDE DOUBLE ENDED	120V - 60Hz	150W
	T16 FH T16 FQ	MINI BIPIN (G5)	T5 HIGH PERFORMANCE FLUOR. T5 HIGH OUTPUT FLUOR.	120V - 60Hz	14-28W 24-54W
	T26	MED BIPIN (G13)	T8 FLUORESCENT	120V - 60Hz	17-25-32-40W
	TC-D TC-DEL	G24q-1 G24q-2 G24q-3	COMPACT FLUOR QUAD 4-PIN	120V - 60Hz	13W 18W 26W
	TC-DSE	CANDELABRA (E12)	COMPACT FLUOR CHANDELIER	120V - 60Hz	9W
	TCR-TSE	MEDIUM (E26)	COMPACT FLUOR REFLECTOR	120V - 60Hz	20W
	TC-F	2G10	COMPACT FLUOR LINEAR QUAD (FLAT)	120V - 60Hz	36W
	TC-L	2G11	COMPACT FLUOR HIGH LUMEN TWIN (LONG)	120V - 60Hz	24-36-55W
	TC-S	G23	COMPACT FLUOR TWIN	120V - 60Hz	9W
	TC-T	GX24q-2	COMPACT FLUOR TRIPLE	120V - 60Hz	18W

EUROPEAN to NORTH AMERICAN LINEAR FLUORESCENT LAMP CONVERSION

EUROPEAN TYPE	FITTING	DIAMETER Ø MILLIMETERS	LENGTH MM MEASURED END CAP TO END CAP	N. AMERICAN DESCRIPTION	BASE	DIAMETER Ø EIGHTHS OF INCH	LENGTH INCHES MEASURED END OF PIN TO END OF PIN
T16 FH 14W	G5	16	549	F14T5	MIN. BI-PIN	5	22.20
T16 FH 21W	G5		849	F21T5	MIN. BI-PIN		34.00
T16 FH 28W	G5		1149	F28T5	MIN. BI-PIN		45.80
T16 FH 35W	G5		1449	F35T5	MIN. BI-PIN		57.60
T16 FQ 24W	G5	16	549	F24T5/HO	MIN. BI-PIN	5	22.20
T16 FQ 39W	G5		849	F39T5/HO	MIN. BI-PIN		34.00
T16 FQ 54W	G5		1149	F54T5/HO	MIN. BI-PIN		45.80
T16 FQ 80W	G5		1449	F80T5/HO	MIN. BI-PIN		57.60
T26 18W	G13	26	590	F17T8	MED. BI-PIN	8	23.78
T26 30W	G13		895	F25T8	MED. BI-PIN		35.78
T26 36W	G13		1200	F32T8	MED. BI-PIN		47.78
T26 58W	G13		1500	F40T8	MED. BI-PIN		59.61

TO BE CONTINUED.....